

Large ride-on sweeper with hydraulic high-dump for high-capacity sweeping

The FLOORTEC R 870 has outstanding sweeping performance and is achieved with one touch sweeping. Brooms and dust control start and stop automatically when you drive the machine, which saves power, broom wear and makes operation easier. The dust free sweeping can be enhanced by an optional misting system for dust control on side brooms. The side brooms have no wear prone belts to reduce maintenance costs. No tools are needed for all daily maintenance and checks including main brooms, side brooms and filters. The retractable hopper with high hydraulic dump can be closed from the operator compartment allowing the operator to drive the machine away after dumping into a container. The inclined operator foot panel improves comfort and the low two step panel makes it safe and easy to access the machine. The FLOORTEC R 870 is suited to a wide range of use from industry and manufacturing, warehouses, distribution centres, car dealers, agriculture, multi-story car parks and building and construction.



Picture shown may not represent model quoted

- One touch sweeping and control saves power and broom wear
- Retractable hopper with high hydraulic dump can be closed from operator compartment
- Low noise level
- Optional misting system for dust control on side brooms
- All systems automatically start/stop by pressing the accelerator pedal
- Easy access to all components for simple maintenance and service – No tool daily maintenance
- Two step operator access
- Inclined operator foot panel for increased ergonomics

The FLOORTEC R 870 combines performance, price, ergonomics and low total cost of ownership. It is a versatile, heavy duty, dust free sweeper for both outdoor and indoor applications. It is suitable for sweeping in both light and very dusty environments with debris up to 60 mm.

• Standard equipment

Model	FLOORTEC R 870 B UK	SWEeper FLOORTEC R 870 P	SWEeper FLOORTEC R 870 LPG
Ref. no.	41600535	9084405010	9084406010

PRODUCT FEATURES

Flap lifting device	•	•	•
Electrical filter shaker	•	•	•
Paper panel filter	•	•	•
Hour Meter	•	•	•
Back up warning alarm	•	•	•
Key switch	•	•	•
Parking brake	•	•	•
Variable high dump system	•	•	•
Battery container	•		
Battery level indicator	•		
Uk model	•		
Horn	•	•	•



Large ride-on sweeper with hydraulic high-dump for high-capacity sweeping


Model	FLOORTEC R 870 B UK	SWEeper FLOORTEC R 870 P	SWEeper FLOORTEC R 870 LPG
Ref. no.	41600535	9084405010	9084406010

PRODUCT FEATURES

Wet sweep by-pass	•	•	•
On-board charger	•		
Adjustable seat	•	•	•
Multi-frequency filter shaker	•	•	•







Technical specifications	FLOORTEC R 870 B UK	SWEeper FLOORTEC R 870 P	SWEeper FLOORTEC R 870 LPG
Power source	Battery 24 V	Petrol Honda 4,1 kW	LPG Honda 4,1 kW
Working speed (km/h)	7	7	7
Sound level	65	75	75
Productivity main broom theoretical/actual (m²/h)	4900/3430	4900/3430	4900/3430
Productivity 1 side broom theoretical/actual (m²/h)	6825/4780	6825/4780	6825/4780
Productivity 2 side brooms theoretical/actual (m²/h)	8750/6125	8750/6125	8750/6125
Working width w/right side broom (mm)	975	975	975
Working width w/2 side brooms (mm)	1250	1250	1250
Min. turn-around aisle width (CM)	189	189	189
Max climbing rate (%)	20	20	20
Water tank capacity (l)	20	20	20
Hopper volume (L)	75	75	75
Max dumping height (CM)	150	150	150
Max dumping weight (kg)	100	100	100
Filter area (m²)	7	7	7
Main broom (mm)	700x340	700x340	700x340
Length x width x height (MM)	1640x1035x1330	1640x1035x1330	1640x1035x1330
Net weight (kg)	433	511	515
Gross vehicle weight (gvw) (kg)	1005	775	803
Operating weight (KG)	824	594	622

• Standard equipment, ○ Supplementary accessories, □ Mountable equipment











Accessories	Ref. no.	Min. required	FLOORTEC R 870 B UK	SWEeper FLOORTEC R 870 P	SWEeper FLOORTEC R 870 LPG
Other					
	ARMREST LT SEAT KIT	1464960000	1		













Large ride-on sweeper with hydraulic high-dump for high-capacity sweeping

Accessories		Ref. no.	Min. required	FLOORTEC R 870 B UK	SWEeper FLOORTEC R 870 P	SWEeper FLOORTEC R 870 LPG
	ARMREST RT SEAT KIT	33019556	1			
	BELTS SAFETY KIT	1464954000	1			
	BRACKETS BATTERY FIXING KIT	1465171000	1			
	BROOM LEFT SIDE MIX STEEL KIT	1464946000	1			
	DUST GUARD KIT	1464953000	1			
	MAT FLOOR KIT	1464957000	1			
	TYRE DRIVE FRONT NON MARKING	1464955000	1			
	WHEELS REAR FOAM FILLED NON MARKING KIT	1465312000	1			
	WHEELS REAR SOLID NON MARKING KIT	1465313000	1			
External Charger						
	CHARGER HF 24V 25A SB175R	80542426	1			
	CHARGER HF 24V 30A SB175R	80542431	1			





Large ride-on sweeper with hydraulic high-dump for high-capacity sweeping

Accessories		Ref. no.	Min. required	FLOORTEC R 870 B UK	SWEeper FLOORTEC R 870 P	SWEeper FLOORTEC R 870 LPG
	CHARGER HF 24V 40A SB175R	80542440	1			
Battery						
	BATT. 6V-180AH GEL MONOBLOC	80564000	4			
	BATT. 6V-200AH WET TUBULAR MONOBLOC	80563200	4			
	BATT. 6V-240AH GEL MONOBLOC	80564100	4			
	BATT. 6V-255AH WET SEMI T MONOBLOC	80565000	4			
	BATTERY TRACTION 24V 330 Ah GEL	80565300	1			
	BATTERY TRACTION 24V 360 Ah	80565200	1			
Main Broom						
	BROOM MAIN 340X700 CHEVRON 6R MIX 5	1463854000	1			
	BROOM MAIN 340X700 CHEVRON 6R MIX STEEL	1464947000	1			
	BROOM MAIN 340X700 CHEVRON 6R PPL 0.8	1463913000	1			
Filter for Sweeping						
	FILTER PANEL PAPER OPEN FINE DUST	1465402000	1			

Large ride-on sweeper with hydraulic high-dump for high-capacity sweeping

Accessories		Ref. no.	Min. required	FLOORTEC R 870 B UK	SWEeper FLOORTEC R 870 P	SWEeper FLOORTEC R 870 LPG
	FILTER PANEL PAPER ULTRA WEB BLUE	1464189000	1			
	FILTER PANEL POLYESTER OPEN FINE DUST	1465403000	1			
	FILTER PANEL POLYESTER ULTRA WEB	1464839000	1			
Light Option						
	BEACON KIT	1464948000	1			
	LIGHTS FRONT KIT 24V 70W	1466346000	1			
Flap and Skirt						
	SKIRT NON MARKING KIT	1464951000	1			
Guard Option						
	CANOPY KIT	1464956000	1			
	GUARD LEFT SIDE BROOM KIT	1464959000	1			
	GUARD RIGHT SIDE BROOM KIT	1464958000	1			
	OVERHEAD GUARD KIT	1464952000	1			
On-Board Charger						

Large ride-on sweeper with hydraulic high-dump for high-capacity sweeping

Accessories		Ref. no.	Min. required	FLOORTEC R 870 B UK	SWEeper FLOORTEC R 870 P	SWEeper FLOORTEC R 870 LPG
	CHARGER BATT. ON BOARD 24V 30A 230V KIT	1465175000	1			
Side Broom						
	BROOM SIDE 280X450 MIX 5	1465319000	1			
	BROOM SIDE 280X450 MIX STEEL	1465318000	1			
	BROOM SIDE 280X450 PPL 1.0	1465320000	1			