

Compact ride-on sweeper with manual dump

Driving the FLOORTEC R 360 you will get the job done quickly, effectively and with maximum driver comfort. You can cover large areas of floors or carpets as well as fit into tight spaces such as an elevator or narrow aisle. Perfect ergonomics, user-friendly operation and low maintenance costs are among other significant advantages. The FLOORTEC R 360 means dust-free and trouble-free sweeping 365 days a year.

- Powerful vacuum motor and large filter, for continuous dust free sweeping
- Two side brooms for wide sweeping path
- Quick and easy change of filters, main, and side brooms without the use of tools
- Adjustable seat to accommodate all drivers ensuring maximum driver safety and comfort
- Steering column adjustable to fit the operator
- The user friendly control panel is clear and easy to read
- Low noise sweeping, pleasant working conditions
- Foot pedal for speed and forward/reverse control on the panel improves ergonomics and safety



Picture shown may not represent model quoted

The FLOORTEC R 360 is also a robust sweeper designed to withstand tough working conditions indoors or outside. With a compact design this sweeper combines a 1000 mm sweeping path, 360° manoeuvrability, user-friendly operation and low maintenance costs.

• Standard equipment

Model	SWEeper FLOORTEC R 360 B W/BATTERY CHAR	SWEeper FLOORTEC R 360 P
Ref. no.	908 4207 010	908 4208 010

PRODUCT FEATURES



No tools brush adjustment	•	•
Hopper on wheels	•	•
Flap lifting device	•	•
Adjustable steering and seat	•	•
With traction motor	•	•
Electrical filter shaker	•	•
Hour Meter	•	
Battery version	•	
Key switch	•	•
Parking brake	•	•
Petrol version		•
Battery container	•	
Non marking traction wheels	•	•
Battery level indicator	•	
Two side brooms	•	•
Wet sweep by-pass	•	•



Compact ride-on sweeper with manual dump






Model	SWEeper FLOORTEC R 360 B W/BATTERY CHAR	SWEeper FLOORTEC R 360 P
Ref. no.	908 4207 010	908 4208 010
PRODUCT FEATURES		
On-board charger	●	
Technical specifications	SWEeper FLOORTEC R 360 B W/BATTERY CHAR	SWEeper FLOORTEC R 360 P
Power source	Battery 24V	Petrol
Working speed (km/h)	5.5	5.5
Productivity main broom theoretical/actual (m²/h)	3300/2310	3300/2310
Productivity 2 side brooms theoretical/actual (m²/h)	5500/3850	5500/3850
Working width w/2 side brooms (mm)	1000	1000
Min. turn-around aisle width (CM)	983	983
Max climbing rate (%)	16	16
Fuel tank (L)		2.2
Hopper volume (L)	50	50
Filter area (m²)	3	3
Main broom (mm)	600x265	600x265
Side broom diameter (mm)	420	420
Length x width x height (MM)	1255x795x1155	1255x795x1155
Net weight (kg)	144	202

● Standard equipment, ○ Supplementary accessories, □ Mountable equipment

Accessories		Ref. no.	Min. required	SWEeper FLOORTEC R 360 B W/ BATTERY CHAR	SWEeper FLOORTEC R 360 P
Side Broom					
	BROOM SIDE 180X350 NYLON	146 0678 000	2		
	BROOM SIDE 180X400 MIX STEEL	145 4959 000	2		
	BROOM SIDE 180X400 NATURAL	145 4976 000	2		
	BROOM SIDE 180X400 PPL 0.7	145 1899 000	2		
External Charger					
	CHARGER HF 24V 13A SB120R	80532413	1		



Compact ride-on sweeper with manual dump

Accessories		Ref. no.	Min. required	SWEeper FLOORTEC R 360 B W/ BATTERY CHAR	SWEeper FLOORTEC R 360 P
	CHARGER HF 24V 20A SB120R	80522420	1		
Other					
	ALARM BACK UP KIT	146 2661 000	1		
	CARPET KIT	146 2102 000	1		
	CONTAINER BATTERY	146 1684 000	1		
Filter for Sweeping					
	FILTER PAPER	146 1888 000	1		
	FILTER POLYESTER	146 1988 000	1		
	FILTER POLYESTER ANTIST.	146 1989 000	1		
Battery					
	BATT. 12V-76AH GEL MONOBLOC	80564310	2		
	BATT. 12V-105AH GEL MONOBLOC	80564400	2		
	BATT. 12V-110AH WET TUBULAR MONOBLOC	80564600	2		
Main Broom					
	BROOM MAIN 245X600 CHEVRON 6R NATURAL	146 0753 000	1		
	BROOM MAIN 245X600 CHEVRON 6R NYLON	146 0752 000	1		
	BROOM MAIN 245X600 CHEVRON 6R PPL 0.7	146 0751 000	1		
	BROOM MAIN 265X600 CHEVRON 6R MIX STELL	146 0750 000	1		
	BROOM MAIN 265X600 CHEVRON 6R PPL 0.7	146 0748 000	1		
Light Option					
	BEACON FLASHING KIT	146 2659 000	1		
	LIGHT WORKING KIT	146 2663 000	1		
Guard Option					
	SIDE BROOM PROTECTION KITRIGHT AND LEFT	146 2876 000	1		